

60" Fiberglass Basins

Part Size	Wall Thickness	Gallon Capacity	Weight +/- 10%
GB-60 X 036-NF	3/16"	440 GAL	157
GB-60 X 036-200	3/16"	440 GAL	257
GB-60 X 036-201	3/16"	440 GAL	267
GB-60 X 036-300	3/16"	440 GAL	367
GB-60 X 036-301	3/16"	440 GAL	377
GB-60 X 036-400	3/16"	440 GAL	422
GB-60 X 036-401	3/16"	440 GAL	422
GB-60 X 042-NF	3/16"	514 GAL	169
GB-60 X 042-200	3/16"	514 GAL	269
GB-60 X 042-201	3/16"	514 GAL	279
GB-60 X 042-300	3/16"	514 GAL	379
GB-60 X 042-301	3/16"	514 GAL	389
GB-60 X 042-400	3/16"	514 GAL	434
GB-60 X 042-401	3/16"	514 GAL	434
GB-60 X 048-NF	3/16"	588 GAL	181
GB-60 X 048-200	3/16"	588 GAL	281
GB-60 X 048-201	3/16"	588 GAL	291
GB-60 X 048-300	3/16"	588 GAL	391
GB-60 X 048-301	3/16"	588 GAL	401
GB-60 X 048-400	3/16"	588 GAL	446
GB-60 X 048-401	3/16"	588 GAL	446
GB-60 X 054-NF	1/4"	661 GAL	230
GB-60 X 054-200	1/4"	661 GAL	330
GB-60 X 054-201	1/4"	661 GAL	340
GB-60 X 054-300	1/4"	661 GAL	440
GB-60 X 054-301	1/4"	661 GAL	450
GB-60 X 054-400	1/4"	661 GAL	495
GB-60 X 054-401	1/4"	661 GAL	495
GB-60 X 060-NF	1/4"	735 GAL	246
GB-60 X 060-200	1/4"	735 GAL	346
GB-60 X 060-201	1/4"	735 GAL	356

Part Size	Wall Thickness	Gallon Capacity	Weight +/- 10%
GB-60 X 060-300	1/4"	735 GAL	456
GB-60 X 060-301	1/4"	735 GAL	466
GB-60 X 060-400	1/4"	735 GAL	511
GB-60 X 060-401	1/4"	735 GAL	511
GB-60 X 066-NF	1/4"	808 GAL	262
GB-60 X 066-200	1/4"	808 GAL	362
GB-60 X 066-201	1/4"	808 GAL	372
GB-60 X 066-300	1/4"	808 GAL	472
GB-60 X 066-301	1/4"	808 GAL	482
GB-60 X 066-400	1/4"	808 GAL	527
GB-60 X 066-401	1/4"	808 GAL	527
GB-60 X 072-NF	1/4"	881 GAL	278
GB-60 X 072-200	1/4"	881 GAL	378
GB-60 X 072-201	1/4"	881 GAL	388
GB-60 X 072-300	1/4"	881 GAL	488
GB-60 X 072-301	1/4"	881 GAL	498
GB-60 X 072-400	1/4"	881 GAL	543
GB-60 X 072-401	1/4"	881 GAL	543
GB-60 X 078-NF	1/4"	955 GAL	294
GB-60 X 078-200	1/4"	955 GAL	394
GB-60 X 078-201	1/4"	955 GAL	404
GB-60 X 078-300	1/4"	955 GAL	504
GB-60 X 078-301	1/4"	955 GAL	514
GB-60 X 078-400	1/4"	955 GAL	559
GB-60 X 078-401	1/4"	955 GAL	559
GB-60 X 084-NF	1/4"	1038 GAL	310
GB-60 X 084-200	1/4"	1038 GAL	410
GB-60 X 084-201	1/4"	1038 GAL	420
GB-60 X 084-300	1/4"	1038 GAL	520
GB-60 X 084-301	1/4"	1038 GAL	530

60" Fiberglass Basins

Part Size	Wall Thickness	Gallon Capacity	Weight +/- 10%
GB-60 X 084-400	1/4"	1038 GAL	575
GB-60 X 084-401	1/4"	1038 GAL	575
GB-60 X 090-NF	5/16"	1102 GAL	387
GB-60 X 090-200	5/16"	1102 GAL	487
GB-60 X 090-201	5/16"	1102 GAL	497
GB-60 X 090-300	5/16"	1102 GAL	597
GB-60 X 090-301	5/16"	1102 GAL	607
GB-60 X 090-400	5/16"	1102 GAL	652
GB-60 X 090-401	5/16"	1102 GAL	652
GB-60 X 096-NF	5/16"	1175 GAL	407
GB-60 X 096-200	5/16"	1175 GAL	507
GB-60 X 096-201	5/16"	1175 GAL	517
GB-60 X 096-300	5/16"	1175 GAL	617
GB-60 X 096-301	5/16"	1175 GAL	628
GB-60 X 096-400	5/16"	1175 GAL	672
GB-60 X 096-401	5/16"	1175 GAL	672
GB-60 X 102-NF	5/16"	1249 GAL	427
GB-60 X 102-200	5/16"	1249 GAL	527
GB 60 X 102-201	5/16"	1249 GAL	537
GB-60 X 102-300	5/16"	1249 GAL	637
GB-60 X 102-301	5/16"	1249 GAL	647
GB-60 X 102-400	5/16"	1249 GAL	692
GB-60 X 102-401	5/16"	1249 GAL	692
GB-60 X 108-NF	5/16"	1322 GAL	447
GB-60 X 108-200	5/16"	1322 GAL	547
GB-60 X 108-201	5/16"	1322 GAL	557
GB-60 X 108-300	5/16"	1322 GAL	657
GB-60 X 108-301	5/16"	1322 GAL	667
GB-60 X 108-400	5/16"	1322 GAL	712
GB-60 X 108-401	5/16"	1322 GAL	712

Part Size	Wall Thickness	Gallon Capacity	Weight +/- 10%
GB-60 X 114-NF	5/16"	1396 GAL	467
GB-60 X 114-200	5/16"	1396 GAL	567
GB-60 X 114-201	5/16"	1396 GAL	577
GB-60 X 114-300	5/16"	1396 GAL	677
GB-60 X 114-301	5/16"	1396 GAL	687
GB-60 X 114-400	5/16"	1396 GAL	732
GB-60 X 114-401	5/16"	1396 GAL	732
GB-60 X 120-NF	3/8"	1469 GAL	567
GB-60 X 120-200	3/8"	1469 GAL	667
GB-60 X 120-201	3/8"	1469 GAL	677
GB-60 X 120-300	3/8"	1469 GAL	777
GB-60 X 120-301	3/8"	1469 GAL	787
GB-60 X 120-400	3/8"	1469 GAL	832
GB-60 X 120-401	3/8"	1469 GAL	832
GB-60 X 126-NF	3/8"	1542 GAL	592
GB-60 X 126-200	3/8"	1542 GAL	692
GB-60 X 126-201	3/8"	1542 GAL	702
GB-60 X 126-300	3/8"	1542 GAL	802
GB-60 X 126-301	3/8"	1542 GAL	812
GB-60 X 126-400	3/8"	1542 GAL	857
GB-60 X 126-401	3/8"	1542 GAL	857
GB-60 X 132-NF	3/8"	1616 GAL	616
GB-60 X 132-200	3/8"	1616 GAL	716
GB-60 X 132-201	3/8"	1616 GAL	726
GB-60 X 132-300	3/8"	1616 GAL	826
GB-60 X 132-301	3/8"	1616 GAL	836
GB-60 X 132-400	3/8"	1616 GAL	881
GB-60 X 132-401	3/8"	1616 GAL	881
GB-60 X 138-NF	3/8"	1689 GAL	640
GB-60 X 138-200	3/8"	1689 GAL	740

60" Fiberglass Basins

Part Size	Wall Thickness	Gallon Capacity	Weight +/- 10%
GB-60 X 138-201	3/8"	1689 GAL	750
GB-60 X 138-300	3/8"	1689 GAL	850
GB-60 X 138-301	3/8"	1689 GAL	860
GB-60 X 138-400	3/8"	1689 GAL	905
GB-60 X 138-401	3/8"	1689 GAL	905
GB-60 X 144-NF	3/8"	1763 GAL	664
GB-60 X 144-200	3/8"	1763 GAL	764
GB-60 X 144-201	3/8"	1763 GAL	774
GB-60 X 144-300	3/8"	1763 GAL	874
GB-60 X 144-301	3/8"	1763 GAL	884
GB-60 X 144-400	3/8"	1763 GAL	929
GB-60 X 144-401	3/8"	1763 GAL	929
GB-60 X 150-NF	3/8"	1836 GAL	688
GB-60 X 150-200	3/8"	1836 GAL	788
GB-60 X 150-201	3/8"	1836 GAL	798
GB-60 X 150-300	3/8"	1836 GAL	898
GB-60 X 150-301	3/8"	1836 GAL	908
GB-60 X 150-400	3/8"	1836 GAL	953
GB-60 X 150-401	3/8"	1836 GAL	953
GB-60 X 156-NF	7/16"	1910 GAL	817
GB-60 X 156-200	7/16"	1910 GAL	917
GB-60 X 156-201	7/16"	1910 GAL	927
GB-60 X 156-300	7/16"	1910 GAL	1027
GB-60 X 156-301	7/16"	1910 GAL	1037
GB-60 X 156-400	7/16"	1910 GAL	1082
GB-60 X 156-401	7/16"	1910 GAL	1082
GB-60 X 162-NF	7/16"	1983 GAL	845
GB-60 X 162-200	7/16"	1983 GAL	945
GB-60 X 162-201	7/16"	1983 GAL	955
GB-60 X 162-300	7/16"	1983 GAL	1055

Part Size	Wall Thickness	Gallon Capacity	Weight +/- 10%
GB-60 X 162-301	7/16"	1983 GAL	1065
GB-60 X 162-400	7/16"	1983 GAL	1110
GB-60 X 162-401	7/16"	1983 GAL	1110
GB-60 X 168-NF	7/16"	2057 GAL	873
GB-60 X 168-200	7/16"	2057 GAL	973
GB-60 X 168-201	7/16"	2057 GAL	983
GB-60 X 168-300	7/16"	2057 GAL	1083
GB-60 X 168-301	7/16"	2057 GAL	1093
GB-60 X 168-400	7/16"	2057 GAL	1138
GB-60 X 168-401	7/16"	2057 GAL	1138
GB-60 X 174-NF	7/16"	2130 GAL	901
GB-60 X 174-200	7/16"	2130 GAL	1001
GB-60 X 174-201	7/16"	2130 GAL	1010
GB-60 X 174-300	7/16"	2130 GAL	1110
GB-60 X 174-301	7/16"	2130 GAL	1120
GB-60 X 174-400	7/16"	2130 GAL	1165
GB-60 X 174-401	7/16"	2130 GAL	1165
GB-60 X 180-NF	7/16"	2203 GAL	929
GB-60 X 180-200	7/16"	2203 GAL	1029
GB-60 X 180-201	7/16"	2203 GAL	1039
GB-60 X 180-300	7/16"	2203 GAL	1139
GB-60 X 180-301	7/16"	2203 GAL	1149
GB-60 X 180-400	7/16"	2203 GAL	1194
GB-60 X 180-401	7/16"	2203 GAL	1194
GB-60 X 186-NF	7/16"	2277 GAL	957
GB-60 X 186-200	7/16"	2277 GAL	1057
GB-60 X 186-201	7/16"	2277 GAL	1067
GB-60 X 186-300	7/16"	2277 GAL	1167
GB-60 X 186-301	7/16"	2277 GAL	1177


60" Fiberglass Basins

Part Size	Wall Thickness	Gallon Capacity	Weight +/- 10%
GB-60 X 186-400	7/16"	2277 GAL	1222
GB-60 X 186-401	7/16"	2277 GAL	1222
GB-60 X 192-NF	7/16"	2350 GAL	985
GB-60 X 192-200	7/16"	2350 GAL	1085
GB-60 X 192-201	7/16"	2350 GAL	1095
GB-60 X 192-300	7/16"	2350 GAL	1195
GB-60 X 192-301	7/16"	2350 GAL	1205
GB-60 X 192-400	7/16"	2350 GAL	1250
GB-60 X 192-401	7/16"	2350 GAL	1250
GB-60 X 198-NF	1/2"	2424 GAL	1146
GB-60 X 198-200	1/2"	2424 GAL	1246
GB-60 X 198-201	1/2"	2424 GAL	1256
GB-60 X 198-300	1/2"	2424 GAL	1356
GB-60 X 198-301	1/2"	2424 GAL	1366
GB-60 X 198-400	1/2"	2424 GAL	1411
GB-60 X 198-401	1/2"	2424 GAL	1411
GB-60 X 204-NF	1/2"	2497 GAL	1178
GB-60 X 204-200	1/2"	2497 GAL	1278
GB-60 X 204-201	1/2"	2497 GAL	1288
GB-60 X 204-300	1/2"	2497 GAL	1388
GB-60 X 204-301	1/2"	2497 GAL	1398
GB-60 X 204-400	1/2"	2497 GAL	1443
GB-60 X 204-401	1/2"	2497 GAL	1443
GB-60 X 210-NF	1/2"	2571 GAL	1211
GB-60 X 210-200	1/2"	2571 GAL	1311
GB-60 X 210-201	1/2"	2571 GAL	1321
GB-60 X 210-300	1/2"	2571 GAL	1421
GB-60 X 210-301	1/2"	2571 GAL	1431
GB-60 X 210-400	1/2"	2571 GAL	1476
GB-60 X 210-401	1/2"	2571 GAL	1476


Part Size	Wall Thickness	Gallon Capacity	Weight +/- 10%
GB-60 X 216-NF	1/2"	2644 GAL	1243
GB-60 X 216-200	1/2"	2644 GAL	1343
GB-60 X 216-201	1/2"	2644 GAL	1353
GB-60 X 216-300	1/2"	2644 GAL	1453
GB-60 X 216-301	1/2"	2644 GAL	1463
GB-60 X 216-400	1/2"	2644 GAL	1508
GB-60 X 216-401	1/2"	2644 GAL	1508
GB-60 X 222-NF	1/2"	2718 GAL	1275
GB-60 X 222-200	1/2"	2718 GAL	1375
GB-60 X 222-201	1/2"	2718 GAL	1385
GB-60 X 222-300	1/2"	2718 GAL	1485
GB-60 X 222-301	1/2"	2718 GAL	1495
GB-60 X 222-400	1/2"	2718 GAL	1540
GB-60 X 222-401	1/2"	2718 GAL	1540
GB-60 X 228-NF	9/16"	2791 GAL	1460
GB-60 X 228-200	9/16"	2791 GAL	1560
GB-60 X 228-201	9/16"	2791 GAL	1570
GB-60 X 228-300	9/16"	2791 GAL	1670
GB-60 X 228-301	9/16"	2791 GAL	1680
GB-60 X 228-400	9/16"	2791 GAL	1725
GB-60 X 228-401	9/16"	2791 GAL	1725
GB-60 X 234-NF	9/16"	2865 GAL	1496
GB-60 X 234-200	9/16"	2865 GAL	1596
GB-60 X 234-201	9/16"	2865 GAL	1606
GB-60 X 234-300	9/16"	2865 GAL	1706
GB-60 X 234-301	9/16"	2865 GAL	1716
GB-60 X 234-400	9/16"	2865 GAL	1761
GB-60 X 234-401	9/16"	2865 GAL	1761
GB-60 X 240-NF	9/16"	2938 GAL	1532
GB-60 X 240-200	9/16"	2938 GAL	1632
GB-60 X 240-201	9/16"	2938 GAL	1642

60" Fiberglass Basins


Part Size	Wall Thickness	Gallon Capacity	Weight +/- 10%
GB-60 X 240-300	9/16"	2983 GAL	1742
GB-60 X 240-301	9/16"	2983 GAL	1752
GB-60 X 240-400	9/16"	2983 GAL	1797
GB-60 X 240-401	9/16"	2983 GAL	1797




Fiberglass Basin
W/ Anti-Floation
-100 Round



Fiberglass Basin
W/ Heavy Duty Anti-Floation
-200 Round
-201 Square



Fiberglass Basin
W/ Steel Anti-Floation
-300 Round
-301 Square



Fiberglass Basin
W/ Full Steel Auto-Floation
-400 Round
-401 Square