

48" Fiberglass Basins

Part Size	Wall Thickness	Gallon Capacity	Weight +/- 10%
GB-48 X 030-NF	1/8"	235 GAL	130
GB-48 X 030-200	1/8"	235 GAL	173
GB-48 X 030-201	3/16"	235 GAL	193
GB-48 X 030-300	3/16"	235 GAL	243
GB-48 X 030-301	3/16"	235 GAL	263
GB-48 X 030-400	3/16"	235 GAL	258
GB-48 X 030-401	3/16"	235 GAL	278
GB-48 X 036-NF	3/16"	282 GAL	137
GB-48 X 036-200	3/16"	282 GAL	180
GB-48 X 036-201	3/16"	282 GAL	200
GB-48 X 036-300	3/16"	282 GAL	250
GB-48 X 036-301	3/16"	282 GAL	270
GB-48 X 036-400	3/16"	282 GAL	265
GB-48 X 036-401	3/16"	282 GAL	285
GB-48 X 042-NF	3/16"	329 GAL	166
GB-48 X 042-200	3/16"	329 GAL	209
GB-48 X 042-201	3/16"	329 GAL	229
GB-48 X 042-300	3/16"	329 GAL	279
GB-48 X 042-301	3/16"	329 GAL	299
GB-48 X 042-400	3/16"	329 GAL	294
GB-48 X 042-401	3/16"	329 GAL	314
GB-48 X 048-NF	3/16"	376 GAL	176
GB-48 X 048-200	3/16"	376 GAL	219
GB-48 X 048-201	3/16"	376 GAL	239
GB-48 X 048-300	3/16"	376 GAL	289
GB-48 X 048-301	3/16"	376 GAL	309
GB-48 X 048-400	3/16"	376 GAL	304
GB-48 X 048-401	3/16"	376 GAL	324
GB-48 X 054-NF	3/16"	423 GAL	186
GB-48 X 054-200	3/16"	423 GAL	266

Part Size	Wall Thickness	Gallon Capacity	Weight +/- 10%
GB-48 X 054-300	3/16"	423 GAL	356
GB-48 X 054-301	3/16"	423 GAL	356
GB-48 X 054-400	3/16"	423 GAL	351
GB-48 X 054-401	3/16"	423 GAL	371
GB-48 X 060-NF	3/16"	470 GAL	196
GB-48 X 060-200	3/16"	470 GAL	274
GB-48 X 060-201	3/16"	470 GAL	294
GB-48 X 060-300	3/16"	470 GAL	344
GB-48 X 060-301	3/16"	470 GAL	364
GB-48 X 060-400	3/16"	470 GAL	359
GB-48 X 060-401	3/16"	470 GAL	379
GB-48 X 066-NF	3/16"	517 GAL	206
GB-48 X 066-200	3/16"	517 GAL	284
GB-48 X 066-201	3/16"	517 GAL	304
GB-48 X 066-300	3/16"	517 GAL	354
GB-48 X 066-301	3/16"	517 GAL	374
GB-48 X 066-400	3/16"	517 GAL	369
GB-48 X 066-401	3/16"	517 GAL	389
GB-48 X 072-NF	3/16"	564 GAL	216
GB-48 X 072-200	3/16"	564 GAL	294
GB-48 X 072-201	3/16"	564 GAL	314
GB-48 X 072-300	3/16"	564 GAL	364
GB-48 X 072-301	3/16"	564 GAL	384
GB-48 X 072-400	3/16"	564 GAL	379
GB-48 X 072-401	3/16"	564 GAL	399
GB-48 X 078-NF	1/4"	611 GAL	269
GB-48 X 078-200	1/4"	611 GAL	347
GB-48 X 078-201	1/4"	611 GAL	367
GB-48 X 078-300	1/4"	611 GAL	417
GB-48 X 078-301	1/4"	611 GAL	437

48" Fiberglass Basins

Part Size	Wall Thickness	Gallon Capacity	Weight +/- 10%
GB-48 X 078-400	1/4"	611 GAL	432
GB-48 X 078-401	1/4"	611 GAL	452
GB-48 X 084-NF	1/4"	658 GAL	282
GB-48 X 084-200	1/4"	658 GAL	360
GB-48 X 084-201	1/4"	658 GAL	380
GB-48 X 084-300	1/4"	658 GAL	430
GB-48 X 084-301	1/4"	658 GAL	450
GB-48 X 084-400	1/4"	658 GAL	445
GB-48 X 084-401	1/4"	658 GAL	465
GB-48 X 090-NF	1/4"	705 GAL	295
GB-48 X 090-200	1/4"	705 GAL	373
GB-48 X 090-201	1/4"	705 GAL	393
GB-48 X 090-300	1/4"	705 GAL	443
GB-48 X 090-301	1/4"	705 GAL	463
GB-48 X 090-400	1/4"	705 GAL	458
GB-48 X 090-401	1/4"	705 GAL	478
GB-48 X 096-NF	1/4"	752 GAL	308
GB-48 X 096-200	1/4"	752 GAL	386
GB-48 X 096-201	1/4"	752 GAL	406
GB-48 X 096-300	1/4"	752 GAL	456
GB-48 X 096-301	1/4"	752 GAL	476
GB-48 X 096-400	1/4"	752 GAL	471
GB-48 X 096-401	1/4"	752 GAL	491
GB-48 X 102-NF	1/4"	799 GAL	321
GB-48 X 102-200	1/4"	799 GAL	399
GB-48 X 102-201	1/4"	799 GAL	419
GB-48 X 102-300	1/4"	799 GAL	469
GB-48 X 102-301	1/4"	799 GAL	489
GB-48 X 102-400	1/4"	799 GAL	484
GB-48 X 102-401	1/4"	799 GAL	504

Part Size	Wall Thickness	Gallon Capacity	Weight +/- 10%
GB-48 X 108-NF	5/16"	846 GAL	394
GB-48 X 108-200	5/16"	846 GAL	472
GB-48 X 108-201	5/16"	846 GAL	492
GB-48 X 108-300	5/16"	846 GAL	542
GB-48 X 108-301	5/16"	846 GAL	562
GB-48 X 108-400	5/16"	846 GAL	557
GB-48 X 108-401	5/16"	846 GAL	577
GB-48 X 114-NF	5/16"	893 GAL	411
GB-48 X 114-200	5/16"	893 GAL	489
GB-48 X 114-201	5/16"	893 GAL	509
GB-48 X 114-300	5/16"	893 GAL	559
GB-48 X 114-301	5/16"	893 GAL	579
GB-48 X 114-400	5/16"	893 GAL	574
GB-48 X 114-401	5/16"	893 GAL	594
GB-48 X 120-NF	5/16"	940 GAL	427
GB-48 X 120-200	5/16"	940 GAL	505
GB-48 X 120-201	5/16"	940 GAL	525
GB-48 X 120-300	5/16"	940 GAL	575
GB-48 X 120-301	5/16"	940 GAL	595
GB-48 X 120-400	5/16"	940 GAL	590
GB-48 X 120-401	5/16"	940 GAL	610
GB-48 X 126-NF	5/16"	987 GAL	444
GB-48 X 126-200	5/16"	987 GAL	522
GB-48 X 126-201	5/16"	987 GAL	542
GB-48 X 126-300	5/16"	987 GAL	592
GB-48 X 126-301	5/16"	987 GAL	612
GB-48 X 126-400	5/16"	987 GAL	607
GB-48 X 126-401	5/16"	987 GAL	627
GB-48 X 132-NF	5/16"	1034 GAL	460
GB-48 X 132-200	5/16"	1034 GAL	538

48" Fiberglass Basins

Part Size	Wall Thickness	Gallon Capacity	Weight +/- 10%
GB-48 X 132-300	5/16"	1034 GAL	608
GB-48 X 132-301	5/16"	1034 GAL	628
GB-48 X 132-400	5/16"	1034 GAL	623
GB-48 X 132-401	5/16"	1034 GAL	643
GB-48 X 138-NF	5/16"	1081 GAL	477
GB-48 X 138-200	5/16"	1081 GAL	555
GB-48 X 138-201	5/16"	1081 GAL	575
GB-48 X 138-300	5/16"	1081 GAL	625
GB-48 X 138-301	5/16"	1081 GAL	645
GB-48 X 138-400	5/16"	1081 GAL	640
GB-48 X 138-401	5/16"	1081 GAL	660
GB-48 X 144-NF	5/16"	1128 GAL	493
GB-48 X 144-200	5/16"	1128 GAL	571
GB-48 X 144-201	5/16"	1128 GAL	591
GB-48 X 144-300	5/16"	1128 GAL	641
GB-48 X 144-301	5/16"	1128 GAL	661
GB-48 X 144-400	5/16"	1128 GAL	556
GB-48 X 144-401	5/16"	1128 GAL	576
GB-48 X 150-NF	3/8"	1175 GAL	592
GB-48 X 150-200	3/8"	1175 GAL	670
GB-48 X 150-201	3/8"	1175 GAL	690
GB-48 X 150-300	3/8"	1175 GAL	740
GB-48 X 150-301	3/8"	1175 GAL	760
GB-48 X 150-400	3/8"	1175 GAL	755
GB-48 X 150-401	3/8"	1175 GAL	775
GB-48 X 156-NF	3/8"	1222 GAL	612
GB-48 X 156-200	3/8"	1222 GAL	690
GB-48 X 156-201	3/8"	1222 GAL	710
GB-48 X 156-300	3/8"	1222 GAL	760
GB-48 X 156-301	3/8"	1222 GAL	780

Part Size	Wall Thickness	Gallon Capacity	Weight +/- 10%
GB-48 X 156-400	3/8"	1222 GAL	775
GB-48 X 156-401	3/8"	1222 GAL	795
GB-48 X 162-NF	3/8"	1269 GAL	632
GB-48 X 162-200	3/8"	1269 GAL	710
GB-48 X 162-201	3/8"	1269 GAL	730
GB-48 X 162-300	3/8"	1269 GAL	780
GB-48 X 162-301	3/8"	1269 GAL	800
GB-48 X 162-400	3/8"	1269 GAL	795
GB-48 X 162-401	3/8"	1269 GAL	815
GB-48 X 168-NF	3/8"	1316 GAL	651
GB-48 X 168-200	3/8"	1316 GAL	729
GB-48 X 168-201	3/8"	1316 GAL	749
GB-48 X 168-300	3/8"	1316 GAL	799
GB-48 X 168-301	3/8"	1316 GAL	819
GB-48 X 168-400	3/8"	1316 GAL	814
GB-48 X 168-401	3/8"	1316 GAL	834
GB-48 X 174-NF	3/8"	1363 GAL	671
GB-48 X 174-200	3/8"	1363 GAL	749
GB-48 X 174-201	3/8"	1363 GAL	769
GB-48 X 174-300	3/8"	1363 GAL	819
GB-48 X 174-301	3/8"	1363 GAL	839
GB-48 X 174-400	3/8"	1363 GAL	834
GB-48 X 174-401	3/8"	1363 GAL	854
GB-48 X 180-NF	3/8"	1410 GAL	691
GB-48 X 180-200	3/8"	1410 GAL	769
GB-48 X 180-201	3/8"	1410 GAL	789
GB-48 X 180-300	3/8"	1410 GAL	839
GB-48 X 180-301	3/8"	1410 GAL	859
GB-48 X 180-400	3/8"	1410 GAL	854
GB-48 X 180-401	3/8"	1410 GAL	874


48" Fiberglass Basins

Part Size	Wall Thickness	Gallon Capacity	Weight +/- 10%
GB-48 X 186-NF	3/8"	1457 GAL	711
GB-48 X 186-200	3/8"	1457 GAL	789
GB-48 X 186-201	3/8"	1457 GAL	809
GB-48 X 186-300	3/8"	1457 GAL	859
GB-48 X 186-301	3/8"	1457 GAL	879
GB-48 X 186-400	3/8"	1457 GAL	874
GB-48 X 186-401	3/8"	1457 GAL	894
GB-48 X 192-NF	7/16"	1504 GAL	836
GB-48 X 192-200	7/16"	1504 GAL	914
GB-48 X 192-201	7/16"	1504 GAL	934
GB-48 X 192-300	7/16"	1504 GAL	984
GB-48 X 192-301	7/16"	1504 GAL	1004
GB-48 X 192-400	7/16"	1504 GAL	999
GB-48 X 192-401	7/16"	1504 GAL	1019
GB-48 X 198-NF	7/16"	1551 GAL	859
GB-48 X 198-200	7/16"	1551 GAL	937
GB-48 X 198-201	7/16"	1551 GAL	957
GB-48 X 198-300	7/16"	1551 GAL	1007
GB-48 X 198-301	7/16"	1551 GAL	1027
GB-48 X 198-400	7/16"	1551 GAL	1022
GB-48 X 198-401	7/16"	1551 GAL	1042
GB-48 X 204-NF	7/16"	1598 GAL	882
GB-48 X 204-200	7/16"	1598 GAL	960
GB-48 X 204-201	7/16"	1598 GAL	980
GB-48 X 204-300	7/16"	1598 GAL	1030
GB-48 X 204-301	7/16"	1598 GAL	1050
GB-48 X 204-400	7/16"	1598 GAL	1045
GB-48 X 204-401	7/16"	1598 GAL	1065
GB-48 X 210-NF	7/16"	1645 GAL	905
GB-48 X 210-200	7/16"	1645 GAL	983


Part Size	Wall Thickness	Gallon Capacity	Weight +/- 10%
GB-48 X 210-300	7/16"	1645 GAL	1053
GB-48 X 210-301	7/16"	1645 GAL	1073
GB-48 X 210-400	7/16"	1645 GAL	1068
GB-48 X 210-401	7/16"	1645 GAL	1088
GB-48 X 216-NF	7/16"	1692 GAL	929
GB-48 X 216-200	7/16"	1692 GAL	1007
GB-48 X 216-201	7/16"	1692 GAL	1027
GB-48 X 216-300	7/16"	1692 GAL	1077
GB-48 X 216-301	7/16"	1692 GAL	1097
GB-48 X 216-400	7/16"	1692 GAL	1092
GB-48 X 216-401	7/16"	1692 GAL	1112
GB-48 X 222-NF	7/16"	1739 GAL	952
GB-48 X 222-200	7/16"	1739 GAL	1030
GB-48 X 222-201	7/16"	1739 GAL	1050
GB-48 X 222-300	7/16"	1739 GAL	1100
GB-48 X 222-301	7/16"	1739 GAL	1120
GB-48 X 222-400	7/16"	1739 GAL	1115
GB-48 X 222-401	7/16"	1739 GAL	1135
GB-48 X 228-NF	7/16"	1786 GAL	974
GB-48 X 228-200	7/16"	1786 GAL	1052
GB-48 X 228-201	7/16"	1786 GAL	1072
GB-48 X 228-300	7/16"	1786 GAL	1122
GB-48 X 228-301	7/16"	1786 GAL	1142
GB-48 X 228-400	7/16"	1786 GAL	1137
GB-48 X 228-401	7/16"	1786 GAL	1157
GB-48 X 234-NF	7/16"	1833 GAL	998
GB-48 X 234-200	7/16"	1833 GAL	1076
GB-48 X 234-201	7/16"	1833 GAL	1096
GB-48 X 234-300	7/16"	1833 GAL	1146
GB-48 X 234-301	7/16"	1833 GAL	1166

48" Fiberglass Basins


Part Size	Wall Thickness	Gallon Capacity	Weight +/- 10%
GB-48 X 234-400	7/16"	1833 GAL	1161
GB-48 X 234-401	7/16"	1833 GAL	1181
GB-48 X 240-NF	1/2"	1880 GAL	1153
GB-48 X 240-200	1/2"	1880 GAL	1231
GB-48 X 240-201	1/2"	1880 GAL	1251
GB-48 X 240-300	1/2"	1880 GAL	1301
GB-48 X 240-301	1/2"	1880 GAL	1321
GB-48 X 240-400	1/2"	1880 GAL	1316
GB-48 X 240-401	1/2"	1880 GAL	1336




Fiberglass Basin
W/ Anti-Floation
-100 Round



Fiberglass Basin
W/ Heavy Duty Anti-Floation
-200 Round
-201 Square



Fiberglass Basin
W/ Steel Anti-Floation
-300 Round
-301 Square



Fiberglass Basin
W/ Full Steel Auto-Floation
-400 Round
-401 Square