

36" Fiberglass Basins

Part Size	Wall Thickness	Gallon Capacity	Weight +/- 10%
GB-36 X 024-100	5/32"	106 GAL	60
GB-36 X 024-200	5/32"	106 GAL	79
GB-36 X 024-201	5/32"	106 GAL	75
GB-36 X 024-300	5/32"	106 GAL	117
GB-36 X 024-301	5/32"	106 GAL	117
GB-36 X 024-400	5/32"	106 GAL	109
GB-36 X 024-401	5/32"	106 GAL	114
GB-36 X 030-100	5/32"	132 GAL	66
GB-36 X 030-200	5/32"	132 GAL	85
GB-36 X 030-201	5/32"	132 GAL	81
GB-36 X 030-300	5/32"	132 GAL	123
GB-36 X 030-301	5/32"	132 GAL	123
GB-36 X 030-400	5/32"	132 GAL	115
GB-36 X 030-401	5/32"	132 GAL	120
GB-36 X 036-100	5/32"	159 GAL	71
GB-36 X 036-200	5/32"	159 GAL	90
GB-36 X 036-201	5/32"	159 GAL	86
GB-36 X 036-300	5/32"	159 GAL	128
GB-36 X 036-301	5/32"	159 GAL	128
GB-36 X 036-400	5/32"	159 GAL	120
GB-36 X 036-401	5/32"	159 GAL	125
GB-36 X 042-100	5/32"	185 GAL	77
GB-36 X 042-200	5/32"	185 GAL	96
GB-36 X 042-201	5/32"	185 GAL	92
GB-36 X 042-300	5/32"	185 GAL	134
GB-36 X 042-301	5/32"	185 GAL	134
GB-36 X 042-400	5/32"	185 GAL	126
GB-36 X 042-401	5/32"	185 GAL	131
GB-36 X 048-100	5/32"	212 GAL	82
GB-36 X 048-200	5/32"	212 GAL	101
GB-36 X 048-201	5/32"	212 GAL	97

Part Size	Wall Thickness	Gallon Capacity	Weight +/- 10%
GB-36 X 048-300	5/32"	212 GAL	139
GB-36 X 048-301	5/32"	212 GAL	139
GB-36 X 048-400	5/32"	212 GAL	131
GB-36 X 048-401	5/32"	212 GAL	136
GB-36 X 054-100	5/32"	238 GAL	88
GB-36 X 054-200	5/32"	238 GAL	107
GB-36 X 054-201	5/32"	238 GAL	103
GB-36 X 054-300	5/32"	238 GAL	145
GB-36 X 054-301	5/32"	238 GAL	145
GB-36 X 054-400	5/32"	238 GAL	137
GB-36 X 054-401	5/32"	238 GAL	142
GB-36 X 060-100	3/16"	264 GAL	121
GB-36 X 060-200	3/16"	264 GAL	140
GB-36 X 060-201	3/16"	264 GAL	136
GB-36 X 060-300	3/16"	264 GAL	178
GB-36 X 060-301	3/16"	264 GAL	178
GB-36 X 060-400	3/16"	264 GAL	170
GB-36 X 060-401	3/16"	264 GAL	175
GB-36 X 066-100	3/16"	291 GAL	130
GB-36 X 066-200	3/16"	291 GAL	149
GB-36 X 066-201	3/16"	291 GAL	145
GB-36 X 066-300	3/16"	291 GAL	187
GB-36 X 066-301	3/16"	291 GAL	187
GB-36 X 066-400	3/16"	291 GAL	179
GB-36 X 066-401	3/16"	291 GAL	184
GB-36 X 072-100	3/16"	317 GAL	137
GB-36 X 072-200	3/16"	317 GAL	156
GB-36 X 072-201	3/16"	317 GAL	152
GB-36 X 072-300	3/16"	317 GAL	194
GB-36 X 072-301	3/16"	317 GAL	194
GB-36 X 072-400	3/16"	317 GAL	186
GB-36 X 072-401	3/16"	317 GAL	191

36" Fiberglass Basins

Part Size	Wall Thickness	Gallon Capacity	Weight +/- 10%
GB-36 X 078-100	3/16"	344 GAL	146
GB-36 X 078-200	3/16"	344 GAL	165
GB-36 X 078-201	3/16"	344 GAL	161
GB-36 X 078-300	3/16"	344 GAL	203
GB-36 X 078-301	3/16"	344 GAL	203
GB-36 X 078-400	3/16"	344 GAL	195
GB-36 X 078-401	3/16"	344 GAL	200
GB-36 X 084-100	3/16"	370 GAL	154
GB-36 X 084-200	3/16"	370 GAL	173
GB-36 X 084-201	3/16"	370 GAL	169
GB-36 X 084-300	3/16"	370 GAL	211
GB-36 X 084-301	3/16"	370 GAL	211
GB-36 X 084-400	3/16"	370 GAL	203
GB-36 X 084-401	3/16"	370 GAL	208
GB-36 X 090-100	3/16"	397 GAL	162
GB-36 X 090-200	3/16"	397 GAL	181
GB-36 X 090-201	3/16"	397 GAL	177
GB-36 X 090-300	3/16"	397 GAL	219
GB-36 X 090-301	3/16"	397 GAL	219
GB-36 X 090-400	3/16"	397 GAL	211
GB-36 X 090-401	3/16"	397 GAL	216
GB-36 X 096-100	3/16"	423 GAL	170
GB-36 X 096-200	3/16"	423 GAL	189
GB-36 X 096-201	3/16"	423 GAL	185
GB-36 X 096-300	3/16"	423 GAL	227
GB-36 X 096-301	3/16"	423 GAL	227
GB-36 X 096-400	3/16"	423 GAL	219
GB-36 X 096-401	3/16"	423 GAL	224
GB-36 X 102-100	1/4"	450 GAL	179
GB-36 X 102-200	1/4"	450 GAL	198
GB-36 X 102-201	1/4"	450 GAL	194
GB-36 X 102-300	1/4"	450 GAL	236

Part Size	Wall Thickness	Gallon Capacity	Weight +/- 10%
GB-36 X 102-301	1/4"	450 GAL	236
GB-36 X 102-400	1/4"	450 GAL	228
GB-36 X 102-401	1/4"	450 GAL	233
GB-36 X 108-100	1/4"	476 GAL	237
GB-36 X 108-200	1/4"	476 GAL	256
GB-36 X 108-201	1/4"	476 GAL	252
GB-36 X 108-300	1/4"	476 GAL	294
GB-36 X 108-301	1/4"	476 GAL	294
GB-36 X 108-400	1/4"	476 GAL	286
GB-36 X 108-401	1/4"	476 GAL	291
GB-36 X 114-100	1/4"	502 GAL	248
GB-36 X 114-200	1/4"	502 GAL	267
GB-36 X 114-201	1/4"	502 GAL	263
GB-36 X 114-300	1/4"	502 GAL	305
GB-36 X 114-301	1/4"	502 GAL	305
GB-36 X 114-400	1/4"	502 GAL	297
GB-36 X 114-401	1/4"	502 GAL	302
GB-36 X 120-100	1/4"	529 GAL	259
GB-36 X 120-200	1/4"	529 GAL	278
GB-36 X 120-201	1/4"	529 GAL	274
GB-36 X 120-300	1/4"	529 GAL	316
GB-36 X 120-301	1/4"	529 GAL	316
GB-36 X 120-400	1/4"	529 GAL	308
GB-36 X 120-401	1/4"	529 GAL	313
GB-36 X 126-100	1/4"	555 GAL	270
GB-36 X 126-200	1/4"	555 GAL	289
GB-36 X 126-201	1/4"	555 GAL	285
GB-36 X 126-300	1/4"	555 GAL	327
GB-36 X 126-301	1/4"	555 GAL	327
GB-36 X 126-400	1/4"	555 GAL	319
GB-36 X 126-401	1/4"	555 GAL	324

36" Fiberglass Basins

Part Size	Wall Thickness	Gallon Capacity	Weight +/- 10%
GB-36 X 132-100	1/4"	582 GAL	281
GB-36 X 132-200	1/4"	582 GAL	300
GB-36 X 132-201	1/4"	582 GAL	296
GB-36 X 132-300	1/4"	582 GAL	338
GB-36 X 132-301	1/4"	582 GAL	338
GB-36 X 132-400	1/4"	582 GAL	330
GB-36 X 132-401	1/4"	582 GAL	335
GB-36 X 138-100	1/4"	608 GAL	292
GB-36 X 138-200	1/4"	608 GAL	311
GB-36 X 138-201	1/4"	608 GAL	307
GB-36 X 138-300	1/4"	608 GAL	349
GB-36 X 138-301	1/4"	608 GAL	349
GB-36 X 138-400	1/4"	608 GAL	341
GB-36 X 138-401	1/4"	608 GAL	346
GB-36 X 144-100	5/16"	635 GAL	367
GB-36 X 144-200	5/16"	635 GAL	386
GB-36 X 144-201	5/16"	635 GAL	382
GB-36 X 144-300	5/16"	635 GAL	424
GB-36 X 144-301	5/16"	635 GAL	424
GB-36 X 144-400	5/16"	635 GAL	416
GB-36 X 144-401	5/16"	635 GAL	421
GB-36 X 150-200	5/16"	661 GAL	405
GB-36 X 150-201	5/16"	661 GAL	420
GB-36 X 150-300	5/16"	661 GAL	462
GB-36 X 150-301	5/16"	661 GAL	462
GB-36 X 150-400	5/16"	661 GAL	454
GB-36 X 150-401	5/16"	661 GAL	459
GB-36 X 156-200	5/16"	688 GAL	416
GB-36 X 156-201	5/16"	688 GAL	412
GB-36 X 156-300	5/16"	688 GAL	473
GB-36 X 156-301	5/16"	688 GAL	473


Part Size	Wall Thickness	Gallon Capacity	Weight +/- 10%
GB-36 X 156-400	5/16"	688 GAL	465
GB-36 X 156-401	5/16"	688 GAL	470
GB-36 X 162-200	5/16"	714 GAL	430
GB-36 X 162-201	5/16"	714 GAL	426
GB-36 X 162-300	5/16"	714 GAL	487
GB-36 X 162-301	5/16"	714 GAL	487
GB-36 X 162-400	5/16"	714 GAL	479
GB-36 X 162-401	5/16"	714 GAL	484
GB-36 X 168-200	5/16"	740 GAL	443
GB-36 X 168-201	5/16"	740 GAL	439
GB-36 X 168-300	5/16"	740 GAL	500
GB-36 X 168-301	5/16"	740 GAL	492
GB-36 X 168-400	5/16"	740 GAL	492
GB-36 X 168-401	5/16"	740 GAL	497
GB-36 X 174-200	5/16"	767 GAL	457
GB-36 X 174-201	5/16"	767 GAL	453
GB-36 X 174-300	5/16"	767 GAL	514
GB-36 X 174-301	5/16"	767 GAL	514
GB-36 X 174-400	5/16"	767 GAL	506
GB-36 X 174-401	5/16"	767 GAL	511
GB-36 X 180-200	5/16"	793 GAL	471
GB-36 X 180-201	5/16"	793 GAL	467
GB-36 X 180-300	5/16"	793 GAL	528
GB-36 X 180-301	5/16"	793 GAL	528
GB-36 X 180-400	5/16"	793 GAL	520
GB-36 X 180-401	5/16"	793 GAL	525
GB-36 X 186-200	5/16"	820 GAL	485
GB-36 X 186-201	5/16"	820 GAL	481
GB-36 X 186-300	5/16"	820 GAL	542
GB-36 X 186-301	5/16"	820 GAL	542
GB-36 X 186-400	5/16"	820 GAL	534
GB-36 X 186-401	5/16"	820 GAL	539

36" Fiberglass Basins


Part Size	Wall Thickness	Gallon Capacity	Weight +/- 10%
GB-36 X 192-200	5/16"	846 GAL	499
GB-36 X 192-201	5/16"	846 GAL	495
GB-36 X 192-300	5/16"	846 GAL	556
GB-36 X 192-301	5/16"	846 GAL	556
GB-36 X 192-400	5/16"	846 GAL	548
GB-36 X 192-401	5/16"	846 GAL	553
GB-36 X 198-200	3/8"	873 GAL	603
GB-36 X 198-201	3/8"	873 GAL	599
GB-36 X 198-300	3/8"	873 GAL	660
GB-36 X 198-301	3/8"	873 GAL	660
GB-36 X 198-400	3/8"	873 GAL	652
GB-36 X 198-401	3/8"	873 GAL	657
GB-36 X 204-200	3/8"	899 GAL	620
GB-36 X 204-201	3/8"	899 GAL	616
GB-36 X 204-300	3/8"	899 GAL	677
GB-36 X 204-301	3/8"	899 GAL	677
GB-36 X 204-400	3/8"	899 GAL	669
GB-36 X 204-401	3/8"	899 GAL	674
GB-36 X 210-200	3/8"	925 GAL	637
GB-36 X 210-201	3/8"	925 GAL	633
GB-36 X 210-300	3/8"	925 GAL	694
GB-36 X 210-301	3/8"	925 GAL	694
GB-36 X 210-400	3/8"	925 GAL	686
GB-36 X 210-401	3/8"	925 GAL	691
GB-36 X 216-200	3/8"	952 GAL	653
GB-36 X 216-201	3/8"	952 GAL	649
GB-36 X 216-300	3/8"	952 GAL	710
GB-36 X 216-301	3/8"	952 GAL	710
GB-36 X 216-400	3/8"	952 GAL	702
GB-36 X 216-401	3/8"	952 GAL	707
GB-36 X 222-200	3/8"	978 GAL	670
GB-36 X 222-201	3/8"	978 GAL	666

Part Size	Wall Thickness	Gallon Capacity	Weight +/- 10%
GB-36 X 222-300	3/8"	978 GAL	727
GB-36 X 222-301	3/8"	978 GAL	727
GB-36 X 222-400	3/8"	978 GAL	719
GB-36 X 222-401	3/8"	978 GAL	724
GB-36 X 228-200	3/8"	1005 GAL	686
GB-36 X 228-201	3/8"	1005 GAL	682
GB-36 X 228-300	3/8"	1005 GAL	743
GB-36 X 228-301	3/8"	1005 GAL	743
GB-36 X 228-400	3/8"	1005 GAL	735
GB-36 X 228-401	3/8"	1005 GAL	740
GB-36 X 234-200	3/8"	1031 GAL	703
GB-36 X 234-201	3/8"	1031 GAL	699
GB-36 X 234-300	3/8"	1031 GAL	760
GB-36 X 234-301	3/8"	1031 GAL	760
GB-36 X 234-400	3/8"	1031 GAL	752
GB-36 X 234-401	3/8"	1031 GAL	757
GB-36 X 240-200	3/8"	1058 GAL	719
GB-36 X 240-201	3/8"	1058 GAL	715
GB-36 X 240-300	3/8"	1058 GAL	776
GB-36 X 240-301	3/8"	1058 GAL	776
GB-36 X 240-400	3/8"	1058 GAL	768
GB-36 X 240-401	3/8"	1058 GAL	773


36" Fiberglass Basins




**Fiberglass Basin
W/ Anti-Floation
-100 Round**



**Fiberglass Basin
W/ Heavy Duty Anti-Floation
-200 Round
-201 Square**



**Fiberglass Basin
W/ Steel Anti-Floation
-300 Round
-301 Square**



**Fiberglass Basin
W/ Full Steel Auto-Floation
-400 Round
-401 Square**