

30" Fiberglass Basins

Part Size	Wall Thickness	Gallon Capacity	Weight +/- 10%
GB-30 X 024-100	5/32"	59 GAL	52
GB-30 X 024-200	5/32"	59 GAL	62
GB-30 X 024-300	5/32"	59 GAL	86
GB-30 X 024-301	5/32"	59 GAL	91
GB-30 X 024-400	5/32"	59 GAL	89
GB-30 X 024-401	5/32"	59 GAL	94
GB-30 X 030-100	5/32"	92 GAL	57
GB-30 X 030-200	5/32"	92 GAL	67
GB-30 X 030-300	5/32"	92 GAL	91
GB-30 X 030-301	5/32"	92 GAL	96
GB-30 X 030-400	5/32"	92 GAL	94
GB-30 X 030-401	5/32"	92 GAL	99
GB-30 X 036-100	5/32"	110 GAL	62
GB-30 X 036-200	5/32"	110 GAL	72
GB-30 X 036-300	5/32"	110 GAL	96
GB-30 X 036-301	5/32"	110 GAL	101
GB-30 X 036-400	5/32"	110 GAL	99
GB-30 X 036-401	5/32"	110 GAL	166
GB-30 X 042-100	5/32"	129 GAL	67
GB-30 X 042-200	5/32"	129 GAL	77
GB-30 X 042-300	5/32"	129 GAL	101
GB-30 X 036-301	5/32"	129 GAL	106
GB-30 X 036-400	5/32"	129 GAL	104
GB-30 X 036-401	5/32"	129 GAL	109
GB-30 X 048-100	5/32"	147 GAL	71
GB-30 X 048-200	5/32"	147 GAL	81
GB-30 X 048-300	5/32"	147 GAL	105

Part Size	Wall Thickness	Gallon Capacity	Weight +/- 10%
GB-30 X 048-301	5/32"	147 GAL	110
GB-30 X 048-400	5/32"	147 GAL	108
GB-30 X 048-401	5/32"	147 GAL	113
GB-30 X 054-100	5/32"	165 GAL	76
GB-30 X 054-200	5/32"	165 GAL	86
GB-30 X 054-300	5/32"	165 GAL	110
GB-30 X 054-301	5/32"	165 GAL	115
GB-30 X 054-400	5/32"	165 GAL	113
GB-30 X 054-401	5/32"	165 GAL	118
GB-30 X 060-100	5/32"	184 GAL	81
GB-30 X 060-200	5/32"	184 GAL	91
GB-30 X 060-300	5/32"	184 GAL	115
GB-30 X 060-301	5/32"	184 GAL	120
GB-30 X 060-400	5/32"	184 GAL	118
GB-30 X 060-401	5/32"	184 GAL	123
GB-30 X 066-100	3/16"	202 GAL	112
GB-30 X 066-200	3/16"	202 GAL	122
GB-30 X 066-300	3/16"	202 GAL	146
GB-30 X 066-301	3/16"	202 GAL	151
GB-30 X 066-400	3/16"	202 GAL	149
GB-30 X 066-401	3/16"	202 GAL	154
GB-30 X 072-100	3/16"	220 GAL	119
GB-30 X 072-200	3/16"	220 GAL	129
GB-30 X 072-300	3/16"	220 GAL	153
GB-30 X 072-301	3/16"	220 GAL	158
GB-30 X 072-400	3/16"	220 GAL	156
GB-30 X 072-401	3/16"	220 GAL	161

30" Fiberglass Basins

Part Size	Wall Thickness	Gallon Capacity	Weight +/- 10%
GB-30 X 078-100	3/16"	239 GAL	127
GB-30 X 078-200	3/16"	239 GAL	137
GB-30 X 078-300	3/16"	239 GAL	161
GB-30 X 078-301	3/16"	239 GAL	166
GB-30 X 078-400	3/16"	239 GAL	164
GB-30 X 078-401	3/16"	239 GAL	169
GB-30 X 084-100	3/16"	257 GAL	134
GB-30 X 084-200	3/16"	257 GAL	144
GB-30 X 084-300	3/16"	257 GAL	168
GB-30 X 084-301	3/16"	257 GAL	173
GB-30 X 084-400	3/16"	257 GAL	171
GB-30 X 084-401	3/16"	257 GAL	176
GB-30 X 090-100	3/16"	275 GAL	141
GB-30 X 090-200	3/16"	275 GAL	149
GB-30 X 090-300	3/16"	275 GAL	175
GB-30 X 090-301	3/16"	275 GAL	180
GB-30 X 090-400	3/16"	275 GAL	178
GB-30 X 090-401	3/16"	275 GAL	183
GB-30 X 096-100	3/16"	294 GAL	148
GB-30 X 096-200	3/16"	294 GAL	156
GB-30 X 096-300	3/16"	294 GAL	182
GB-30 X 096-301	3/16"	294 GAL	187
GB-30 X 096-400	3/16"	294 GAL	185
GB-30 X 096-401	3/16"	294 GAL	190
GB-30 X 102-100	3/16"	312 GAL	154
GB-30 X 102-200	3/16"	312 GAL	163
GB-30 X 102-300	3/16"	312 GAL	197

Part Size	Wall Thickness	Gallon Capacity	Weight +/- 10%
GB-30 X 102-301	3/16"	312 GAL	202
GB-30 X 102-400	3/16"	312 GAL	200
GB-30 X 102-401	3/16"	312 GAL	205
GB-30 X 108-100	3/16"	331 GAL	162
GB-30 X 108-200	3/16"	331 GAL	171
GB-30 X 108-300	3/16"	331 GAL	196
GB-30 X 108-301	3/16"	331 GAL	201
GB-30 X 108-400	3/16"	331 GAL	199
GB-30 X 108-401	3/16"	331 GAL	204
GB-30 X 114-100	3/16"	349 GAL	169
GB-30 X 114-200	3/16"	349 GAL	178
GB-30 X 114-300	3/16"	349 GAL	203
GB-30 X 114-301	3/16"	349 GAL	208
GB-30 X 114-400	3/16"	349 GAL	206
GB-30 X 114-401	3/16"	349 GAL	211
GB-30 X 120-100	1/4"	367 GAL	225
GB-30 X 120-200	1/4"	367 GAL	233
GB-30 X 120-300	1/4"	367 GAL	259
GB-30 X 120-301	1/4"	367 GAL	264
GB-30 X 120-400	1/4"	367 GAL	262
GB-30 X 120-401	1/4"	367 GAL	267
GB-30 X 126-100	1/4"	386 GAL	234
GB-30 X 126-200	1/4"	386 GAL	243
GB-30 X 126-300	1/4"	386 GAL	268
GB-30 X 126-301	1/4"	386 GAL	273
GB-30 X 126-400	1/4"	386 GAL	271
GB-30 X 126-401	1/4"	386 GAL	276

30" Fiberglass Basins

Part Size	Wall Thickness	Gallon Capacity	Weight +/- 10%
GB-30 X 132-100	1/4"	404 GAL	244
GB-30 X 132-200	1/4"	404 GAL	252
GB-30 X 132-300	1/4"	404 GAL	278
GB-30 X 132-301	1/4"	404 GAL	283
GB-30 X 132-400	1/4"	404 GAL	281
GB-30 X 132-401	1/4"	404 GAL	286
GB-30 X 138-100	1/4"	422 GAL	254
GB-30 X 138-200	1/4"	422 GAL	262
GB-30 X 138-300	1/4"	422 GAL	288
GB-30 X 138-301	1/4"	422 GAL	293
GB-30 X 138-400	1/4"	422 GAL	291
GB-30 X 138-401	1/4"	422 GAL	296
GB-30 X 144-100	1/4"	441 GAL	263
GB-30 X 144-200	1/4"	441 GAL	271
GB-30 X 144-300	1/4"	441 GAL	297
GB-30 X 144-301	1/4"	441 GAL	302
GB-30 X 144-400	1/4"	441 GAL	300
GB-30 X 144-401	1/4"	441 GAL	305
GB-30 X 150-100	1/4"	459 GAL	273
GB-30 X 150-200	1/4"	459 GAL	281
GB-30 X 150-300	1/4"	459 GAL	307
GB-30 X 150-301	1/4"	459 GAL	312
GB-30 X 150-400	1/4"	459 GAL	310
GB-30 X 150-401	1/4"	459 GAL	315
GB-30 X 156-100	1/4"	477 GAL	283
GB-30 X 156-200	1/4"	477 GAL	291
GB-30 X 156-300	1/4"	477 GAL	317

Part Size	Wall Thickness	Gallon Capacity	Weight +/- 10%
GB-30 X 156-301	1/4"	477 GAL	322
GB-30 X 156-400	1/4"	477 GAL	320
GB-30 X 156-401	1/4"	477 GAL	325
GB-30 X 162-100	1/4"	496 GAL	272
GB-30 X 162-200	1/4"	496 GAL	300
GB-30 X 162-300	1/4"	496 GAL	306
GB-30 X 162-301	1/4"	496 GAL	311
GB-30 X 162-400	1/4"	496 GAL	309
GB-30 X 162-401	1/4"	496 GAL	314
GB-30 X 168-100	5/16"	514 GAL	369
GB-30 X 168-200	5/16"	514 GAL	377
GB-30 X 168-300	5/16"	514 GAL	403
GB-30 X 168-301	5/16"	514 GAL	408
GB-30 X 168-400	5/16"	514 GAL	406
GB-30 X 168-401	5/16"	514 GAL	411
GB-30 X 174-100	5/16"	533 GAL	381
GB-30 X 174-200	5/16"	533 GAL	389
GB-30 X 174-300	5/16"	533 GAL	415
GB-30 X 174-301	5/16"	533 GAL	420
GB-30 X 174-400	5/16"	533 GAL	418
GB-30 X 174-401	5/16"	533 GAL	423
GB-30 X 180-100	5/16"	551 GAL	393
GB-30 X 180-200	5/16"	551 GAL	401
GB-30 X 180-300	5/16"	551 GAL	427
GB-30 X 180-301	5/16"	551 GAL	432
GB-30 X 180-400	5/16"	551 GAL	430
GB-30 X 180-401	5/16"	551 GAL	435


30" Fiberglass Basins

Part Size	Wall Thickness	Gallon Capacity	Weight +/- 10%
GB-30 X 186-100	5/16"	569 GAL	405
GB-30 X 186-200	5/16"	569 GAL	413
GB-30 X 186-300	5/16"	569 GAL	439
GB-30 X 186-301	5/16"	569 GAL	444
GB-30 X 186-400	5/16"	569 GAL	442
GB-30 X 186-401	5/16"	569 GAL	447
GB-30 X 192-100	5/16"	588 GAL	417
GB-30 X 192-200	5/16"	588 GAL	425
GB-30 X 192-300	5/16"	588 GAL	451
GB-30 X 192-301	5/16"	588 GAL	456
GB-30 X 192-400	5/16"	588 GAL	454
GB-30 X 192-401	5/16"	588 GAL	459
GB-30 X 198-100	5/16"	606 GAL	429
GB-30 X 198-200	5/16"	606 GAL	437
GB-30 X 198-300	5/16"	606 GAL	463
GB-30 X 198-301	5/16"	606 GAL	468
GB-30 X 198-400	5/16"	606 GAL	466
GB-30 X 198-401	5/16"	606 GAL	471
GB-30 X 204-100	5/16"	624 GAL	441
GB-30 X 204-200	5/16"	624 GAL	449
GB-30 X 204-300	5/16"	624 GAL	475
GB-30 X 204-301	5/16"	624 GAL	480
GB-30 X 204-400	5/16"	624 GAL	478
GB-30 X 204-401	5/16"	624 GAL	483
GB-30 X 210-100	5/16"	643 GAL	453
GB-30 X 210-200	5/16"	643 GAL	461
GB-30 X 210-300	5/16"	643 GAL	487


Part Size	Wall Thickness	Gallon Capacity	Weight +/- 10%
GB-30 X 210-301	5/16"	643 GAL	492
GB-30 X 210-400	5/16"	643 GAL	490
GB-30 X 210-401	5/16"	643 GAL	495
GB-30 X 216-100	5/16"	661 GAL	465
GB-30 X 216-200	5/16"	661 GAL	473
GB-30 X 216-300	5/16"	661 GAL	499
GB-30 X 216-301	5/16"	661 GAL	504
GB-30 X 216-400	5/16"	661 GAL	502
GB-30 X 216-401	5/16"	661 GAL	507
GB-30 X 222-100	5/16"	679 GAL	477
GB-30 X 222-200	5/16"	679 GAL	485
GB-30 X 222-300	5/16"	679 GAL	511
GB-30 X 222-301	5/16"	679 GAL	516
GB-30 X 222-400	5/16"	679 GAL	514
GB-30 X 222-401	5/16"	679 GAL	519
GB-30 X 228-200	5/16"	698 GAL	497
GB-30 X 228-300	5/16"	698 GAL	531
GB-30 X 228-301	5/16"	698 GAL	536
GB-30 X 228-400	5/16"	698 GAL	534
GB-30 X 228-401	5/16"	698 GAL	539
GB-30 X 234-200	5/16"	716 GAL	509
GB-30 X 234-300	5/16"	716 GAL	543
GB-30 X 234-301	5/16"	716 GAL	548
GB-30 X 234-400	5/16"	716 GAL	546
GB-30 X 234-401	5/16"	716 GAL	551

30" Fiberglass Basins


Part Size	Wall Thickness	Gallon Capacity	Weight +/- 10%
GB-30 X 240-200	3/8"	735 GAL	617
GB-30 X 240-300	3/8"	735 GAL	651
GB-30 X 240-301	3/8"	735 GAL	656
GB-30 X 240-400	3/8"	735 GAL	654
GB-30 X 240-401	3/8"	735 GAL	659




Fiberglass Basin
W/ Anti-Floation
-100 Round



Fiberglass Basin
W/ Heavy Duty Anti-Floation
-200 Round
-201 Square



Fiberglass Basin
W/ Steel Anti-Floation
-300 Round
-301 Square



Fiberglass Basin
W/ Full Steel Auto-Floation
-400 Round
-401 Square