

## 24" Fiberglass Basins

Part Size	Wall Thickness	Gallon Capacity	Weight +/- 10%
GB-24 X 024-100	5/32"	47 GAL	40
GB-24 X 024-200	5/32"	47 GAL	48
GB-24 X 024-300	5/32"	47 GAL	66
GB-24 X 024-301	5/32"	47 GAL	71
GB-24 X 024-400	5/32"	47 GAL	71
GB-24 X 024-401	5/32"	47 GAL	75
GB-24 X 030-100	5/32"	59 GAL	44
GB-24 X 030-200	5/32"	59 GAL	52
GB-24 X 030-300	5/32"	59 GAL	70
GB-24 X 030-301	5/32"	59 GAL	75
GB-24 X 030-400	5/32"	59 GAL	75
GB-24 X 030-401	5/32"	59 GAL	79
GB-24 X 036-100	5/32"	71 GAL	48
GB-24 X 036-200	5/32"	71 GAL	56
GB-24 X 036-300	5/32"	71 GAL	74
GB-24 X 036-301	5/32"	71 GAL	79
GB-24 X 036-400	5/32"	71 GAL	79
GB-24 X 036-401	5/32"	71 GAL	83
GB-24 X 042-100	5/32"	82 GAL	51
GB-24 X 042-200	5/32"	82 GAL	59
GB-24 X 042-300	5/32"	82 GAL	77
GB-24 X 042-301	5/32"	82 GAL	82
GB-24 X 042-400	5/32"	82 GAL	82
GB-24 X 042-401	5/32"	82 GAL	86
GB-24 X 048-100	5/32"	94 GAL	55
GB-24 X 048-200	5/32"	94 GAL	63
GB-24 X 048-300	5/32"	94 GAL	81
GB-24 X 048-301	5/32"	94 GAL	86
GB-24 X 048-400	5/32"	94 GAL	86

Part Size	Wall Thickness	Gallon Capacity	Weight +/- 10%
GB-24 X 048-401	5/32"	94 GAL	90
GB-24 X 054-100	5/32"	106 GAL	59
GB-24 X 054-200	5/32"	106 GAL	67
GB-24 X 054-300	5/32"	106 GAL	85
GB-24 X 054-301	5/32"	106 GAL	90
GB-24 X 054-400	5/32"	106 GAL	90
GB-24 X 054-401	5/32"	106 GAL	94
GB-24 X 060-100	5/32"	118 GAL	63
GB-24 X 060-200	5/32"	118 GAL	71
GB-24 X 060-300	5/32"	118 GAL	89
GB-24 X 060-301	5/32"	118 GAL	94
GB-24 X 060-400	5/32"	118 GAL	94
GB-24 X 060-401	5/32"	118 GAL	98
GB-24 X 066-100	5/32"	129 GAL	66
GB-24 X 066-200	5/32"	129 GAL	74
GB-24 X 066-300	5/32"	129 GAL	92
GB-24 X 066-301	5/32"	129 GAL	97
GB-24 X 066-400	5/32"	129 GAL	97
GB-24 X 066-401	5/32"	129 GAL	101
GB-24 X 072-100	5/32"	141 GAL	70
GB-24 X 072-200	5/32"	141 GAL	78
GB-24 X 072-300	5/32"	141 GAL	96
GB-24 X 072-301	5/32"	141 GAL	101
GB-24 X 072-400	5/32"	141 GAL	101
GB-24 X 072-401	5/32"	141 GAL	105
GB-24 X 078-100	5/32"	153 GAL	74
GB-24 X 078-200	5/32"	153 GAL	82
GB-24 X 078-300	5/32"	153 GAL	100
GB-24 X 078-301	5/32"	153 GAL	105

## 24" Fiberglass Basins

Part Size	Wall Thickness	Gallon Capacity	Weight +/- 10%
GB-24 X 078-400	5/32"	153 GAL	105
GB-24 X 078-401	5/32"	153 GAL	109
GB-24 X 084-100	3/16"	165 GAL	88
GB-24 X 084-200	3/16"	165 GAL	96
GB-24 X 084-300	3/16"	165 GAL	114
GB-24 X 084-301	3/16"	165 GAL	119
GB-24 X 084-400	3/16"	165 GAL	119
GB-24 X 084-401	3/16"	165 GAL	123
GB-24 X 090-100	3/16"	176 GAL	93
GB-24 X 090-200	3/16"	176 GAL	101
GB-24 X 090-300	3/16"	176 GAL	127
GB-24 X 090-301	3/16"	176 GAL	132
GB-24 X 090-400	3/16"	176 GAL	132
GB-24 X 090-401	3/16"	176 GAL	137
GB-24 X 096-100	3/16"	188 GAL	97
GB-24 X 096-200	3/16"	188 GAL	105
GB-24 X 096-300	3/16"	188 GAL	131
GB-24 X 096-301	3/16"	188 GAL	136
GB-24 X 096-400	3/16"	188 GAL	136
GB-24 X 096-401	3/16"	188 GAL	140
GB-24 X 102-100	3/16"	200 GAL	102
GB-24 X 102-200	3/16"	200 GAL	110
GB-24 X 102-300	3/16"	200 GAL	136
GB-24 X 102-301	3/16"	200 GAL	141
GB-24 X 102-400	3/16"	200 GAL	141
GB-24 X 102-401	3/16"	200 GAL	145
GB-24 X 108-100	3/16"	212 GAL	106
GB-24 X 108-200	3/16"	212 GAL	114
GB-24 X 108-300	3/16"	212 GAL	140

Part Size	Wall Thickness	Gallon Capacity	Weight +/- 10%
GB-24 X 108-301	3/16"	212 GAL	145
GB-24 X 108-400	3/16"	212 GAL	145
GB-24 X 108-401	3/16"	212 GAL	149
GB-24 X 114-100	3/16"	223 GAL	110.5
GB-24 X 114-200	3/16"	223 GAL	119
GB-24 X 114-300	3/16"	223 GAL	145
GB-24 X 114-301	3/16"	223 GAL	150
GB-24 X 114-400	3/16"	223 GAL	150
GB-24 X 114-401	3/16"	223 GAL	154
GB-24 X 120-100	3/16"	235 GAL	115
GB-24 X 120-200	3/16"	235 GAL	123
GB-24 X 120-300	3/16"	235 GAL	149
GB-24 X 120-301	3/16"	235 GAL	154
GB-24 X 120-400	3/16"	235 GAL	154
GB-24 X 120-401	3/16"	235 GAL	159
GB-24 X 126-100	3/16"	247 GAL	119.5
GB-24 X 126-200	3/16"	247 GAL	128
GB-24 X 126-300	3/16"	247 GAL	154
GB-24 X 126-301	3/16"	247 GAL	159
GB-24 X 126-400	3/16"	247 GAL	159
GB-24 X 126-401	3/16"	247 GAL	163
GB-24 X 132-100	3/16"	259 GAL	124
GB-24 X 132-200	3/16"	259 GAL	132
GB-24 X 132-300	3/16"	259 GAL	158
GB-24 X 132-301	3/16"	259 GAL	163
GB-24 X 132-400	3/16"	259 GAL	163
GB-24 X 132-401	3/16"	259 GAL	167
GB-24 X 138-100	3/16"	270 GAL	129
GB-24 X 138-200	3/16"	270 GAL	137

## 24" Fiberglass Basins

Part Size	Wall Thickness	Gallon Capacity	Weight +/- 10%
GB-24 X 138-300	3/16"	270 GAL	163
GB-24 X 138-301	3/16"	270 GAL	168
GB-24 X 138-400	3/16"	270 GAL	168
GB-24 X 138-401	3/16"	270 GAL	173
GB-24 X 144-100	3/16"	282 GAL	133
GB-24 X 144-200	3/16"	282 GAL	141
GB-24 X 144-300	3/16"	282 GAL	167
GB-24 X 144-301	3/16"	282 GAL	172
GB-24 X 144-400	3/16"	282 GAL	172
GB-24 X 144-401	3/16"	282 GAL	177
GB-24 X 150-100	1/4"	294 GAL	175
GB-24 X 150-200	1/4"	294 GAL	183
GB-24 X 150-300	1/4"	294 GAL	209
GB-24 X 150-301	1/4"	294 GAL	214
GB-24 X 150-400	1/4"	294 GAL	214
GB-24 X 150-401	1/4"	294 GAL	219
GB-24 X 156-100	1/4"	306 GAL	181
GB-24 X 156-200	1/4"	306 GAL	189
GB-24 X 156-300	1/4"	306 GAL	215
GB-24 X 156-301	1/4"	306 GAL	220
GB-24 X 156-400	1/4"	306 GAL	220
GB-24 X 156-401	1/4"	306 GAL	225
GB-24 X 162-100	1/4"	317 GAL	187
GB-24 X 162-200	1/4"	317 GAL	195
GB-24 X 162-300	1/4"	317 GAL	221
GB-24 X 162-301	1/4"	317 GAL	226
GB-24 X 162-400	1/4"	317 GAL	226
GB-24 X 162-401	1/4"	317 GAL	231
GB-24 X 168-100	1/4"	329 GAL	193

Part Size	Wall Thickness	Gallon Capacity	Weight +/- 10%
GB-24 X 168-200	1/4"	329 GAL	201
GB-24 X 168-300	1/4"	329 GAL	227
GB-24 X 168-301	1/4"	329 GAL	232
GB-24 X 168-400	1/4"	329 GAL	232
GB-24 X 168-401	1/4"	329 GAL	237
GB-24 X 174-100	1/4"	341 GAL	199
GB-24 X 174-200	1/4"	341 GAL	207
GB-24 X 174-300	1/4"	341 GAL	233
GB-24 X 174-301	1/4"	341 GAL	238
GB-24 X 174-400	1/4"	341 GAL	238
GB-24 X 174-401	1/4"	341 GAL	243
GB-24 X 180-100	1/4"	353 GAL	205
GB-24 X 180-200	1/4"	353 GAL	213
GB-24 X 180-300	1/4"	353 GAL	239
GB-24 X 180-301	1/4"	353 GAL	244
GB-24 X 180-400	1/4"	353 GAL	244
GB-24 X 180-401	1/4"	353 GAL	249
GB-24 X 186-100	1/4"	364 GAL	211
GB-24 X 186-200	1/4"	364 GAL	219
GB-24 X 186-300	1/4"	364 GAL	245
GB-24 X 186-301	1/4"	364 GAL	250
GB-24 X 186-400	1/4"	364 GAL	250
GB-24 X 186-401	1/4"	364 GAL	255
GB-24 X 192-100	1/4"	376 GAL	217
GB-24 X 192-200	1/4"	376 GAL	225
GB-24 X 192-300	1/4"	376 GAL	251
GB-24 X 192-301	1/4"	376 GAL	256
GB-24 X 192-400	1/4"	376 GAL	256
GB-24 X 192-401	1/4"	376 GAL	261


## 24" Fiberglass Basins

Part Size	Wall Thickness	Gallon Capacity	Weight +/- 10%
GB-24 X 198-100	1/4"	388 GAL	223
GB-24 X 198-200	1/4"	388 GAL	231
GB-24 X 198-300	1/4"	388 GAL	257
GB-24 X 198-301	1/4"	388 GAL	262
GB-24 X 198-400	1/4"	388 GAL	262
GB-24 X 198-401	1/4"	388 GAL	267
GB-24 X 204-100	1/4"	400 GAL	229
GB-24 X 204-200	1/4"	400 GAL	237
GB-24 X 204-300	1/4"	400 GAL	263
GB-24 X 204-301	1/4"	400 GAL	268
GB-24 X 204-400	1/4"	400 GAL	268
GB-24 X 204-401	1/4"	400 GAL	273
GB-24 X 210-100	1/4"	411 GAL	235
GB-24 X 210-200	1/4"	411 GAL	243
GB-24 X 210-300	1/4"	411 GAL	269
GB-24 X 210-301	1/4"	411 GAL	274
GB-24 X 210-400	1/4"	411 GAL	274
GB-24 X 210-401	1/4"	411 GAL	279
GB-24 X 216-100	1/4"	423 GAL	241
GB-24 X 216-200	1/4"	423 GAL	249
GB-24 X 216-300	1/4"	423 GAL	275
GB-24 X 216-301	1/4"	423 GAL	280
GB-24 X 216-400	1/4"	423 GAL	280
GB-24 X 216-401	1/4"	423 GAL	285
GB-24 X 222-100	1/4"	435 GAL	247
GB-24 X 222-200	1/4"	435 GAL	255
GB-24 X 222-300	1/4"	435 GAL	281
GB-24 X 222-301	1/4"	435 GAL	286
GB-24 X 222-400	1/4"	435 GAL	286


Part Size	Wall Thickness	Gallon Capacity	Weight +/- 10%
GB-24 X 222-401	1/4"	435 GAL	291
GB-24 X 228-100	1/4"	447 GAL	253
GB-24 X 228-200	1/4"	447 GAL	261
GB-24 X 228-300	1/4"	447 GAL	287
GB-24 X 228-301	1/4"	447 GAL	292
GB-24 X 228-400	1/4"	447 GAL	292
GB-24 X 228-401	1/4"	447 GAL	297
GB-24 X 234-100	1/4"	458 GAL	259
GB-24 X 234-200	1/4"	458 GAL	266
GB-24 X 234-300	1/4"	458 GAL	292
GB-24 X 234-301	1/4"	458 GAL	297
GB-24 X 234-400	1/4"	458 GAL	297
GB-24 X 234-401	1/4"	458 GAL	302
GB-24 X 240-100	1/4"	470 GAL	265
GB-24 X 240-200	1/4"	470 GAL	272
GB-24 X 240-300	1/4"	470 GAL	298
GB-24 X 240-301	1/4"	470 GAL	303
GB-24 X 240-400	1/4"	470 GAL	303
GB-24 X 240-401	1/4"	470 GAL	308




# 24" Fiberglass Basins




**Fiberglass Basin  
W/ Anti-Floatation  
-100 Round**



**Fiberglass Basin  
W/ Heavy Duty Anti-Floatation  
-200 Round  
-201 Square**



**Fiberglass Basin  
W/ Steel Anti-Floatation  
-300 Round  
-301 Square**



**Fiberglass Basin  
W/ Full Steel Auto-Floatation  
-400 Round  
-401 Square**